


# YOUTH 11

**YE**

**- info pack -**



Arrival day

**22.7.2022.**

Karlovac,

**Croatia**

Departure day

**1.8.2022.**

**Youth  
Goals**



Erasmus+

# YOUTH 11

# YE - info pack -

## PROJECT INFO

WITHIN THIS INFORMATION PACK, YOU WILL FIND THE INFORMATION THAT WILL HELP YOU WITH YOUR PREPARATION FOR THIS EXCITING YOUTH EXCHANGE

So, here's everything you need to know about:

THE PROJECT

TRAVEL

ACCOMMODATION

KARLOVAC

PRACTICALITIES

THE BUDGET

REIMBURSEMENT

Youth  
Goals



Erasmus+



# YOUTH 11

# YE - info pack -

## THE PROJECT

Project: **Youth Eleven**  
Program: **Erasmus+ Youth Exchange**  
Applicant: **DrONE, Croatia**  
Partners: **CET Platform Italy, Italy**  
**La Vibria, Spain**  
**CET Platform Skopje, North Macedonia**  
**NaturKultur Bremen e. V., Germany**

## OBJECTIVES

The project activities are focused on understanding what the Youth Goals are and how to raise awareness about them to motivate young people to get active. By implementing the project we wish to:

- raise awareness about Youth Goals amongst young people -
- raise awareness and understanding of EU Youth dialogue -
  - empower young people for active participation -
- create space for intercultural exchange and learning -

Through this project we aim to empower young people to be able to understand the dialogue process between the youth and decision makers, and motivate them to become more active in their communities. For this we will be alternating between knowledge building and knowledge sharing modules, as well as practical exercises. Through non formal education activities participants will improve skills such as teamwork, self-assessment, leadership, planning and creating educational activities, time management, importance of non-verbal communication, task division and summarizing a huge amount of data in concrete catchy statements. For some participants this will be the first intercultural experience, so we expect this project will help them to build more confidence in participating in similar activities or interacting with people from different cultures. In the end, we expect that participation in this project will be a memorable experience for participants in the form of learning outcomes and social connections.

★  
**Youth  
Goals**



Erasmus+



# YOUTH 11

# YE - info pack -

## PROJECT PHASES

- preparatory phase -
- youth exchange phase -
- follow up phase -

During the preparatory phase we have completed the **Advanced planned visit (APV)** in Karlovac, Croatia on June 11th 2022. With this meeting, we prepared present participants and group leaders for the main activity - the youth exchange, as well as for the follow-up phase. On the APV, the representatives of each country were informed about the project and have also chosen what session their national team will prepare for the youth exchange.

The main activity of the project is **the youth exchange** which will be held from July 22nd to August 1st 2022 in Karlovac, Croatia. Through non-formal education methods of learning, participants will get to know more about Youth goals, work on team-building, trust-building, and intercultural activities. Big part of the youth exchange is peer-to-peer learning, where participants implement previously prepared sessions on the eleven EU Youth Goals. The participants will also be interviewing people in the local community on the subject of Youth Goals. Another planned activity would be the presenting of each national team through key competences, as well as creating "memes" to describe Youth Goals which will be used in the dissemination part of the project among the Youth Eleven Diary and video interviews.

**The follow up phase** comes after the main activity, in which the participants will have several assignments, such as implementing a workshop in their countries or to share the experience of the project in their local communities. Videos and personal diaries created in the main activity (youth exchange) will be presented and shared on social networks.

# YOUTH 11

**YE**  
- info pack -

## PROJECT PARTICIPANTS

FROM EACH OF 5 PARTNER ORGANISATIONS  
WE NEED NATIONAL TEAMS OF:

**5 PARTICIPANTS**

aged 18-25

**1 GROUP LEADER**

no age limit



**FOLLOW ME!**



**IN TOTAL: 1 NATIONAL TEAM = 6 PEOPLE**

For the youth exchange from July 22nd until August 1st 2022 every partner organization has to send their group leader (no age limit) and 5 participants from 18 to 25 years old. All the participants should preferably be between 18 and 25 years of age, but in case the partner organisation is unable to find such participants, we will also accept those between 25 - 30 as well. We aim to include youth with fewer possibilities as much as possible and to achieve gender balance in the project. Every organization must include at least two participants with fewer opportunities (economic, geographical or social obstacles). Please keep this in mind when searching and choosing the participants.

**Youth  
Goals**



Erasmus+



# YOUTH 11

# YE - info pack -

## PREPARATORY TASKS

THESE INSTRUCTIONS ARE MEANT FOR THE GROUP LEADERS  
AS WELL AS FOR ALL THE PARTICIPANTS

- Prepare your sessions/activities for the Youth Exchange! Below you will find the Youth Goals (YG) that APV participants have set as priorities for each respective country and every national team's task is to present their YG through interactive workshops of 60 minutes maximum. More information about the preparatory tasks will be sent additionally, in a separate document, alongside the complete timetable, that will also be of use when planning and preparing these activities.

Team leaders and facilitators together with your national team coordinator are here to support you in every stage of preparation (be sure to contact them!)



YG 7



YG 4



YG 2



YG 5



YG 1



YG 6



YG 10



YG 8



YG 9



YG 3



YG 11

Youth Goals



Erasmus+

# YOUTH 11

# YE - info pack -

- Prepare some interesting or fun facts about your country and your local youth (challenges and/or their priorities)

- Bring some typical/national food or snacks from your country which you will present and share during intercultural evening. But bear in mind that we will not have a kitchen at disposal to cook!

## EXPECTED FOLLOW-UP ACTIVITIES

THESE INSTRUCTIONS ARE MEANT FOR THE GROUP LEADERS  
AS WELL AS FOR ALL THE PARTICIPANTS

- Implementing a workshop on EU Youth Goals and EU Youth Dialogue in your local (national) community with the joint effort of project coordinator, group leader and all participants

- Stick them all campaign - during the YE we will create stickers of Youth Goals which the participants will have to stick in their communities and share the photo on social media

- Sharing a post on a web page or social media about the Y11 youth exchange

Youth  
Goals



Erasmus+



## TRAVEL INFORMATION

YOUR TRAVEL PLAN SHOULD BE THE FOLLOWING:

### ZAGREB - KARLOVAC

Overall distance from Zagreb to Karlovac is approximately 50km.


We expect you to arrive at:

(A) Franjo Tuđman Zagreb Airport

(B) Zagreb Main Bus Station

(C) Zagreb Main Train Station

specific info for A, B and C are on the following pages!



Be careful to keep all the ORIGINAL invoices and tickets!



## HOW TO ARRIVE FROM ZAGREB TO KARLOVAC

**1** (A) **Franjo Tuđman Airport Zagreb**, is located in the outskirts of Zagreb and is 60 km away from Karlovac. From the Airport you can take the shuttle bus to the Zagreb Main Bus Station (Autobusni kolodvor Zagreb), with the cost of a one-way ticket is 45 HRK / 6 EUR. The timetable is available [here](#).

When you arrive to Zagreb Main Bus Station, follow upcoming instructions.

(B) **Zagreb Main Bus Station** is located in midtown and will provide you frequent bus lines to Karlovac (every 1 hour). The average bus ride Zagreb - Karlovac is around 45 - 60 minutes, depending on the traffic in Zagreb. The average price of a one-way ticket is approximately 45 HRK / 6 EUR, although the prices vary depending on the provider. We advise you not to buy two-way (return) tickets right away, because in that case you can travel back to Zagreb only with that bus line provider.

Some of the providers have discounts for people under 26 and students. The luggage fee for buses to Karlovac is between 7 - 10 HRK / 1 - 1,50 EUR.

The timetable is available [here](#). Be sure to tick "Show complete timetable" because alongside the direct lines Zagreb - Karlovac, there are a lot of connection lines that stop in Karlovac.

## HOW TO ARRIVE FROM ZAGREB TO KARLOVAC

**1** (C) From Zagreb to Karlovac you can also take the train from **Zagreb Main Train Station (Glavni kolodvor Zagreb)**. It is located in the very centre of the city and around 15 minutes of walking distance (or a short tram ride) from the Zagreb Main Bus Station. If you decide to go by tram, you can purchase a 4 HRK tram ticket at almost any of the kiosks/news-stands.

There are less train connections to Karlovac (one train approximately every 90 minutes), and the train ride is approximately 1 hour from Zagreb to Karlovac because the train makes many stops in-between. On the other hand, the prices are somewhat cheaper - around 30 HRK / 4 EUR if you buy it at the ticket office (tickets bought on the train are 15% more expensive).

If buying train tickets keep in mind - Karlovac has 2 train stations; all trains make stops at the Karlovac Main Train Station (marked: Karlovac), while some make a stop at the Karlovac Central Train Station (marked: Karlovac Centar). For the APV meeting, it doesn't matter which station you choose, since the accomodation is equally far from both of them.

You can check the train timetable [here](#).

Another thing you should be familiarised with is the "punctuality" of Croatian railways. Don't get scared if your train doesn't arrive on time. They're known to be always late.



# YOUTH 11

# YE - info pack -

## HOW TO ARRIVE TO YOUR ACCOMODATION

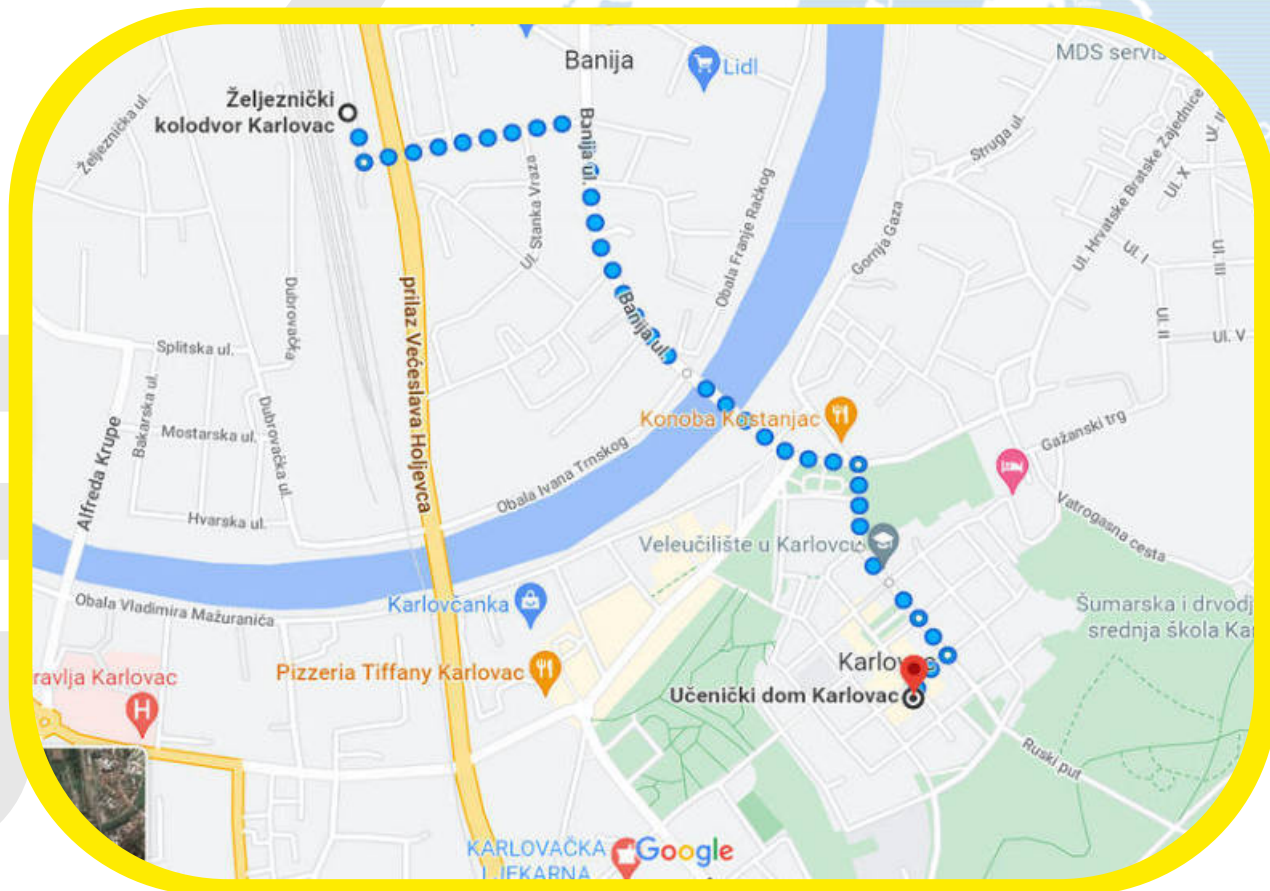
The good thing is that the Karlovac Bus Station and Karlovac Central Train Station are right next to each other, and from that point you will have 15 minutes of walking to Hostel Bedem. The Karlovac Main Train Station is around 20 minutes of walking distance away from Bedem. All of Karlovac is pretty practical in terms of moving around the city, everything is really close and reachable in a reasonable amount of time even on foot.

The Student dorm (Učenički dom Karlovac)  
address is: **Samostanska ulica 2**

### OPTION no.1

Main Train Station - Student dorm

[link to Google Maps](#)



# YOUTH 11

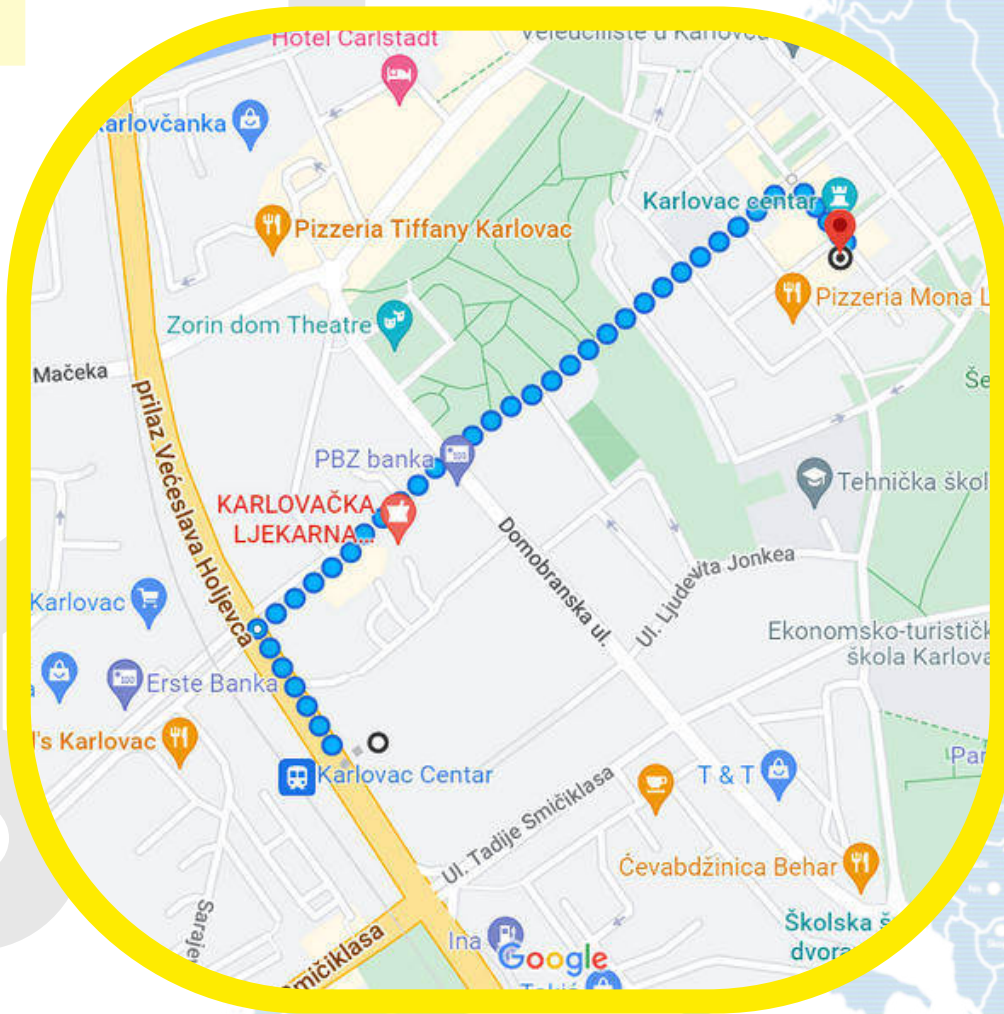
# YE - info pack -

## HOW TO ARRIVE TO YOUR ACCOMODATION

### OPTION no.2

From Karlovac Main Bus Station / Karlovac Central Train Station - Student dorm

[link to Google Maps](#)






# YOUTH 11

# YE - info pack -

## ACCOMODATION:

### The Student dorm Karlovac



The Student dorm is situated in the old center of Karlovac, called the Star, which is a historical renaissance part of the city. It is close to numerous parks and the river Korana, where the inhabitants of Karlovac cool off during the hot summer days, so don't forget to bring swimming suits and a beach towel.

In the dorm there will be rooms with 2, 3 and 4 beds, so you are expected to share the room with other participants. It's rather important not to forget to bring your towels (not just the beach ones but also for hygiene purposes), since the dorm does not provide their own. Also, keep in mind that there are no hair dryers or washing machines in the dorm. The dorm has three floors and the Wi-Fi will be available on the ground floor where all the activities will be held.

Alcohol or any other illegal substances are strictly forbidden within the dorm and we expect you to respect that. There are a lot of outdoor places where you can have a drink, and the city center is close by if you want to explore a bit of the night life. Bear in mind that Karlovac is a small city with less than 50 000 inhabitants, and all the amenities are within walking distance.

You can find more information on the Student dorm webpage [here](#).



# YOUTH 11

# YE - info pack -

## The city of KARLOVAC

Located in central Croatia at the junction of lowland and mountainous Croatia and Pokupje and Kordun, Karlovac is framed by the rivers Kupa, Korana, Dobra and Mrežnica. Given that it is located in the narrowest part of Croatia, Karlovac has important traffic and economic significance. It is less than 50 km from Zagreb, the capital of Croatia, and about 90 km from the main Croatian port of Rijeka. The very favorable geo-traffic position of the city of Karlovac is also indicated by the distances to the capitals of the wider region. Ljubljana (Slovenia) and Karlovac are connected by 104 km by air, the distance to Sarajevo (Bosnia and Herzegovina) is 386 km, and from Budapest (Hungary) about 400 km. The capital of Austria, Vienna, is also very close at a distance of only 410 km.



Youth  
Goals




Erasmus+



# YOUTH 11

# YE - info pack -

## The city of KARLOVAC



Karlovac was built and designed to suit people's needs: in the green valleys of four rivers, below the Old Town of Dubovac, in centuries-old gardens and promenades, bike paths, in the tradition of culture, sports, crafts and trade.

Some of the main features of the city are, apart from the abundance of green areas, its old city core surrounded by trenches that form a star shape and the popular Karlovac fog.



Youth  
Goals



Erasmus+



# YOUTH 11

# YE - info pack -

## PRACTICAL INFO



### CURRENCY

The local currency is kuna (HRK), 1 EUR  $\approx$  7,5 HRK. We advise you to use exchange offices or banks to change your currency either before the arrival or right after you arrive. In Karlovac you can pay either in kuna or with your bank cards (not accepted everywhere). If you wish to know more about the prices in Croatia, [this](#) is quite nice link to compare the prices. And it is very accurate!

### WEATHER

The weather in Karlovac during June is usually quite pleasant. The temperature moves between 15 in the mornings and up to 30 celsius through the day. As a four river city, Karlovac has mosquitos. Brace yourselves to make friends with them. As we will be close to the river Korana, keep in mind that you can go for a nice swim!

### BRACE YOURSELVES

THE MOSQUITOS ARE HERE



### LOCAL TRANSPORT

For the (short) routes you'll be making, Taxi is the only local transport option. There's no tram and the bus lines connect only remote neighborhoods. The price of a ride (up to 3km) with the local taxi is 30 HRK / 4 EUR. Bear in mind that you can pay for the taxi ride only in Croatian currency and be aware that we cannot refund you for the taxi service. Of course, we always recommend taking a walk to the hostel. You can also ask the locals for directions. Most of us understand english and love chatting in the streets and it's really not that long of a walk.

Youth  
Goals



Erasmus+



# YOUTH 11

# YE - info pack -

## BUDGET


Travel budget per participant:



275 EUR



275 EUR



275 EUR



275 EUR

Once again we note - be careful to keep all the ORIGINAL invoices and tickets, so we can provide costs reimbursement.

All travel, accommodation and food costs during the project activities are covered. Each partner organization can spend up to 275€ per participant for travel costs. Every partner organization will receive 10€ per participant in the youth exchange for the follow-up phase activities (total of 60€).



Erasmus+


## REIMBURSEMENT INFO

### FINANCIAL CONDITIONS

The food and accommodation will be provided and paid for by the organizers. In other words, you could use some pocket money aside. The organizers will reimburse your eligible travel costs up to the amount on the previous page, depending on a country you're coming from. Reimbursement of travel costs will only be done upon full attendance in the Youth Exchange and presentation of the original tickets with boarding passes and receipt/invoices. Missing tickets cannot be reimbursed. Travel costs will be reimbursed through the sending organizations after the Youth Exchange.

### IMPORTANT

Before booking any transport, please contact us at [info@udruga-drone.hr](mailto:info@udruga-drone.hr) with your travel plan so we can verify it and give you a green light.






# YOUTH 11

**YE**  
- info pack -

## CHECKLIST



### WHAT TO BRING?

- passport or ID card -
- health insurance card -
- European Health Insurance card (get in touch with your coordinators for this one) -
- all your travel tickets -
- towels for daily hygiene -
- a beach towel and swimming suits -
- medicines if you might need them (anti-allergy pills, pain killers, aspirin, etc.) -
- traditional food, snacks, drinks, etc. -

### GENERAL CONTACT & LOGISTICS:

**Igor Kuštreba**  
info@udruga-drone.hr

### YOUTH EXCHANGE CONTENT:

**Mislav Šipek**  
msipekk@gmail.com  
+385958304010

**Leo Staković**  
leo.stakovic@gmail.com  
+385959001784

**Youth  
Goals**



Erasmus+